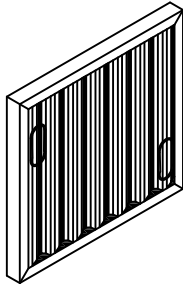




STANDARD GREASE EXTRACTORS



ALUMINUM BAFFLE TYPE GREASE FILTERS

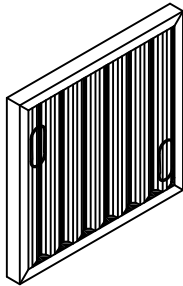
Features:

- Aluminum construction for tough commercial kitchen abuse.
- Maximum, permanent protection against rust and corrosion.
- Safe, dependable, positive flame barrier protection.
- Seamless smooth surfaces permit constant grease run-off into hood collection troughs.

Effective Area:

The effective areas for the following nominal size filters are.

10" x 20" x 2"	-----1.00 square feet
12" x 20" x 2"	-----1.25 square feet
12" x 25" x 2"	-----1.59 square feet
16" x 16" x 2"	-----1.36 square feet
16" x 20" x 2"	-----1.75 square feet
16" x 25" x 2"	-----2.24 square feet
20" x 20" x 2"	-----2.25 square feet
20" x 25" x 2"	-----2.88 square feet



STAINLESS STEEL BAFFLE TYPE GREASE FILTERS


Features:

- Stainless steel construction for tough commercial kitchen abuse.
- Maximum, permanent protection against rust and corrosion.
- Safe, dependable, positive flame barrier protection.
- Seamless smooth surfaces permit constant grease run-off into hood collection troughs.

Effective Area:

The effective areas for the following nominal size filters are.

10" x 20" x 2"	-----1.00 square feet
12" x 20" x 2"	-----1.25 square feet
12" x 25" x 2"	-----1.59 square feet
16" x 16" x 2"	-----1.36 square feet
16" x 20" x 2"	-----1.75 square feet
16" x 25" x 2"	-----2.24 square feet
20" x 20" x 2"	-----2.25 square feet
20" x 25" x 2"	-----2.88 square feet



SPARK ARRESTOR GREASE FILTERS

Features:

- Stainless steel construction (teflon coated baffles optional)
- Seamless smooth surfaces permit constant grease run-off into hood collection troughs.
- Highest rate of grease extraction.
- Adjustable baffles allow redirection of air flow to areas of the cooking line according to needs. (Optional)
- Spark arrester frame in accordance with NFPA 96, 14.5.22

Effective Area:

The effective areas for the following nominal size filters are.

10" x 20" x 2"	-----1.00 square feet
12" x 20" x 2"	-----1.25 square feet
12" x 25" x 2"	-----1.59 square feet
16" x 16" x 2"	-----1.36 square feet
16" x 20" x 2"	-----1.75 square feet
16" x 25" x 2"	-----2.24 square feet
20" x 20" x 2"	-----2.25 square feet
20" x 25" x 2"	-----2.88 square feet

