

FastDoor XL



Datasheet Code US: 7-14-240

MSDS Code US: 402

© 2009 Morgan Thermal Ceramics, a business within the Morgan Ceramics Division of The Morgan Crucible Company plc



1. Product Description

Thermal Ceramics offers another innovation to our fire rated enclosure line, the FastDoor duct access system. The FastDoor system is comprised of a UL1978 tested and listed duct access door and an ASTM E2336 tested and listed enclosure cover plate. The duct access door is tested to be grease and fire tight when immersed in a simulated grease pan fire per UL1978. The access door is Union made and under UL follow-up inspection to ensure the finest quality. An included and ready to install insulated cover plate is compatible with FireMaster FastWrap XL and Pyroscat Duct Wrap XL installation on grease or air ducts, and is the only single layer door enclosure system available. This single layer of insulation is only 1-1/2 inches thick and provides zero clearance to adjacent combustibles and 2-hour rating per the stringent ASTM E2336 grease duct enclosure standard. The FastDoor system provides for fast and simple installation surpassing the requirements of NFPA 96 and the International Mechanical Code.

Product Features

- UL 1978 tested duct access door
- ASTM E2336 and ASTM E814 tested complete assembly
- Liquid tight gasket
- 1500°F high temperature gasket
- Zero clearance and 2-hour enclosure rating
- Underwriters Laboratory Listed
- Union fabricated sheet metal components
- Single layer, 1-1/2" thick enclosure insulation
- Code compliant signage included

Product Benefits

- Installed quickly utilizing included template
- Eliminates liability of "field fabricated" access doors
- Quality can be "specified" and controlled from the factory
- Passes jobsite inspections
- Reliable and safe entry over the life of the duct

2. Available Sizes

- 10" x 6" for hand access to rectangular ducts
- 12" x 8" for hand access to rectangular ducts
- 12" x 12" for shoulder access to rectangular ducts
- 16" x 12" for shoulder access to rectangular ducts
- 20" x 20" for full access to rectangular ducts

3. Performance Specifications

Test Standard	UL / ULC Listings
ASTM E2336	HNKT.G-18 / FRD 4
UL 1978	YYXS.MH47995

4. Installation

Materials and Equipment:

- FastDoor complete with duct door, insulated cover, cut-out templates, and installation hardware
- Reciprocating saw, snippers, or torch to cut access hole in duct
- Drill and 3/8" bit
- Insulation knife
- 4" Aluminum foil tape

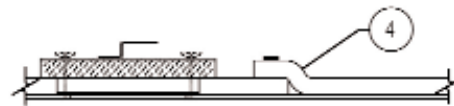
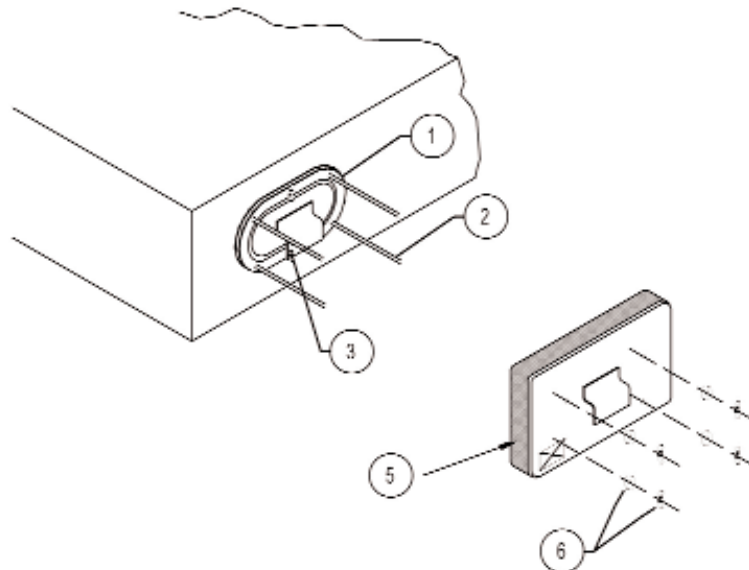
Installation of the duct access door: Peel off and place the duct door cut-out template in the desired location. Retain the remainder of the template as a guide to cut the enclosure insulation. Drill 3/8" holes at the marked locations. Cut the access hole along the provided cut-out line. Install retaining clips at each 3/8" hole, ensuring that the nut is centered in the hole. Locate the duct access door over the access opening, aligning the holes and the retaining clips. Loosely install all the wing nuts, using the extension nuts with threaded rods on the four corners. Finger tighten each fastener until snug.

Installation of the enclosure cover: The duct should be insulated according to Thermal Ceramics installation instructions. Center the retained insulation cut-out template over the duct access door, using the four threaded rods protruding through the insulated duct as a guide. Cut through the enclosure insulation all the way to the bare duct. Seal the cut insulation using 4" wide aluminum foil tape. Install the enclosure cover plate over the four threaded rods. Adjust the duct insulation as necessary to allow for a tight overlap and no gaps between the duct insulation and the enclosure cover. Install and finger tighten the provided washers and wing nuts.

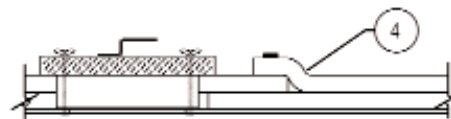
FastDoor XL



**FireMaster® and Pyroscat® FastDoor XL
Prefabricated Access Door Systems
Commercial Kitchen Grease and HVAC Duct Enclosure System**



UL 1978 Compliant Enclosure and Door System



ASTM E 2336 Compliant Enclosure and Door System

FastDoor XL1 Access Doors Sizes	
Available Opening Sizes	Ordering Code
10" x 6" Door Opening	434-6970-034-99X1
12" x 8" Door Opening	434-6970-035-99X1
12" x 12" Door Opening	434-6970-036-99X1
16" x 12" Door Opening	434-6970-037-99X1
20" x 20" Door Opening	434-6970-038-99X1

LEGEND	
1	UL listed FireMaster FastDoor access panel
2	All Thread Rods and wing nuts
3	Retainer Clips with threaded nut
4	FireMaster FastWrap XL or Pyroscat DuctWrap XL Blanket One layer per UL1978 or for HVAC Ducts Two Layers per ASTM E2336
5	FastDoor XL1; 1-1/2 inch thick single layer insulation
6	Wing nuts and washers

The integrity of the duct wrap insulation product is limited to the quality of the installation

FMXI 037-0